



























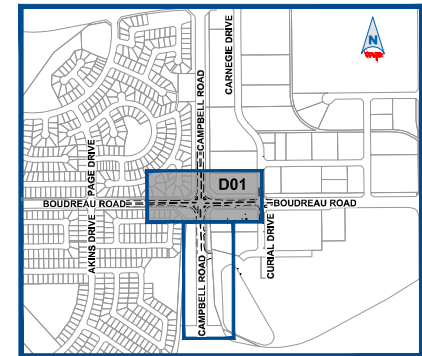


SURFACE UTILITY LEGEND

-  ELECTRICAL BOX / PEDESTAL
-  STREETLIGHT POLE
-  POWER POLE
-  POWER MANHOLE / VAULT
-  SIGN POST
-  STREET POLE BANNERS
-  MANHOLE
-  CATCHBASIN MANHOLE
-  PROPOSED CATCHBASIN MANHOLE
-  FIRE HYDRANT
-  WATER VALVE
-  TREE OR SHRUB

REMOVAL AND REPLACEMENT DETAIL LEGEND

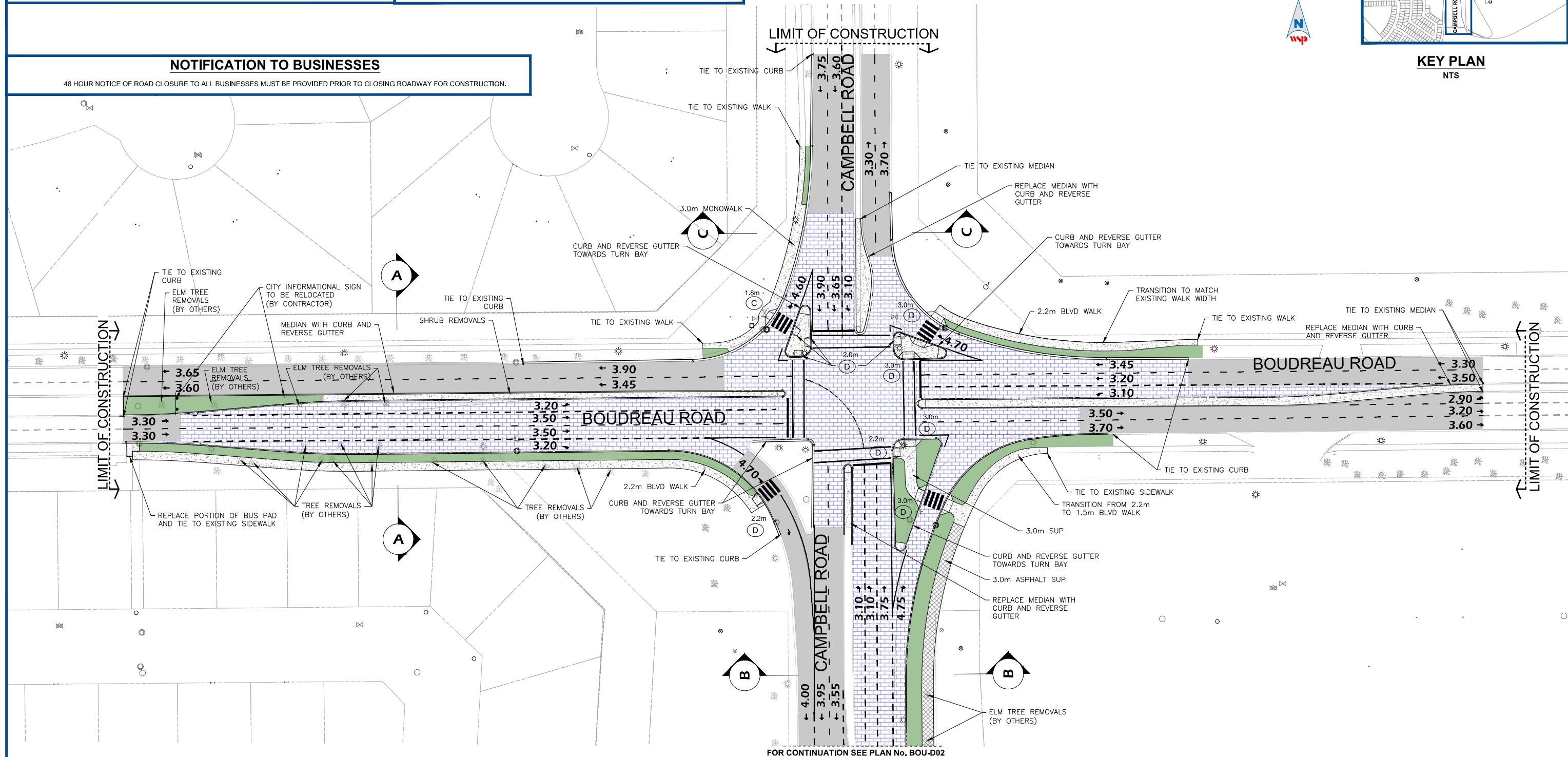
-  120mm 10mm-HT
-  180mm 20mm-B
-  450mm 3-20mm GBC
-  200mm CEMENT STABILIZATION
-  LANDSCAPE
-  50mm MILL
-  50mm OVERLAY
-  CONCRETE
-  ASPHALT WALK
-  NEW SIDEWALK RAMP
-  SIDEWALK RAMP TYPE
-  CURB AND GUTTER
-  PROPERTY LINE
-  FENCE
-  180mm CONCRETE
-  150mm 3-20 GBC



KEY PLAN
NTS


NOTIFICATION TO BUSINESSES

48 HOUR NOTICE OF ROAD CLOSURE TO ALL BUSINESSES MUST BE PROVIDED PRIOR TO CLOSING ROADWAY FOR CONSTRUCTION.



FOR CONTINUATION SEE PLAN No. BOU-D02

REVISION NO.	DESCRIPTION	BY	APP'D.	YY.MM.DD.
1	ISSUED FOR TENDER	S.P.	S.J.	26.03.02
2	ISSUED FOR TENDER - ADDENDUM 1	S.P.	S.J.	26.03.11



PERMIT TO PRACTICE
WSP CANADA INC.

RIM SIGNATURE: _____
RIM APEGA ID #: 29745

DATE: 2026-03-11

PERMIT NUMBER: P007641
The Association of Professional Engineers and Geoscientists of Alberta (APEGA)



WSP Canada Inc.
1200, 10909 Jasper Ave
Edmonton, AB, Canada T5J3L9

Main 780.486.6555
Fax 780.486.8200

www.wsp.com

This drawing and design is protected under copyright, and any use, reproduction or revision is strictly prohibited without the written permission of WSP Canada Inc.

These drawings should not be scaled. If being used for construction, the Contractor must check and verify all dimensions, and shall report any discrepancies or omissions prior to commencement of any work.

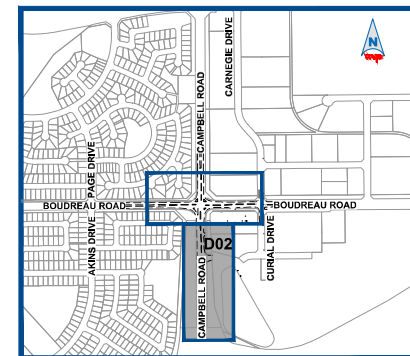
Project	INTERSECTION IMPROVEMENTS BOUDREAU ROAD / CAMPBELL ROAD		Designed	L.Z.	Scale	1:500	Date	2025-10-03
			Drawn	S.P.	Project No.	CA0053593.9700		
			Checked	S.J.	Drawing No.	BOU-D01		
			Approved	S.J.	Rev.			
	REMOVAL AND REPLACEMENT DETAILS							

SURFACE UTILITY LEGEND

- ☐ ELECTRICAL BOX / PEDESTAL
- ☼ STREETLIGHT POLE
- ⊗ POWER POLE
- ⁺ POWER MANHOLE / VAULT
- ⊥ SIGN POST
- ▬ STREET POLE BANNERS
- MANHOLE
- ⊗ CATCHBASIN MANHOLE
- ⊗ PROPOSED CATCHBASIN MANHOLE
- FIRE HYDRANT
- ⊗ WATER VALVE
- ☼ TREE OR SHRUB

REMOVAL AND REPLACEMENT DETAIL LEGEND

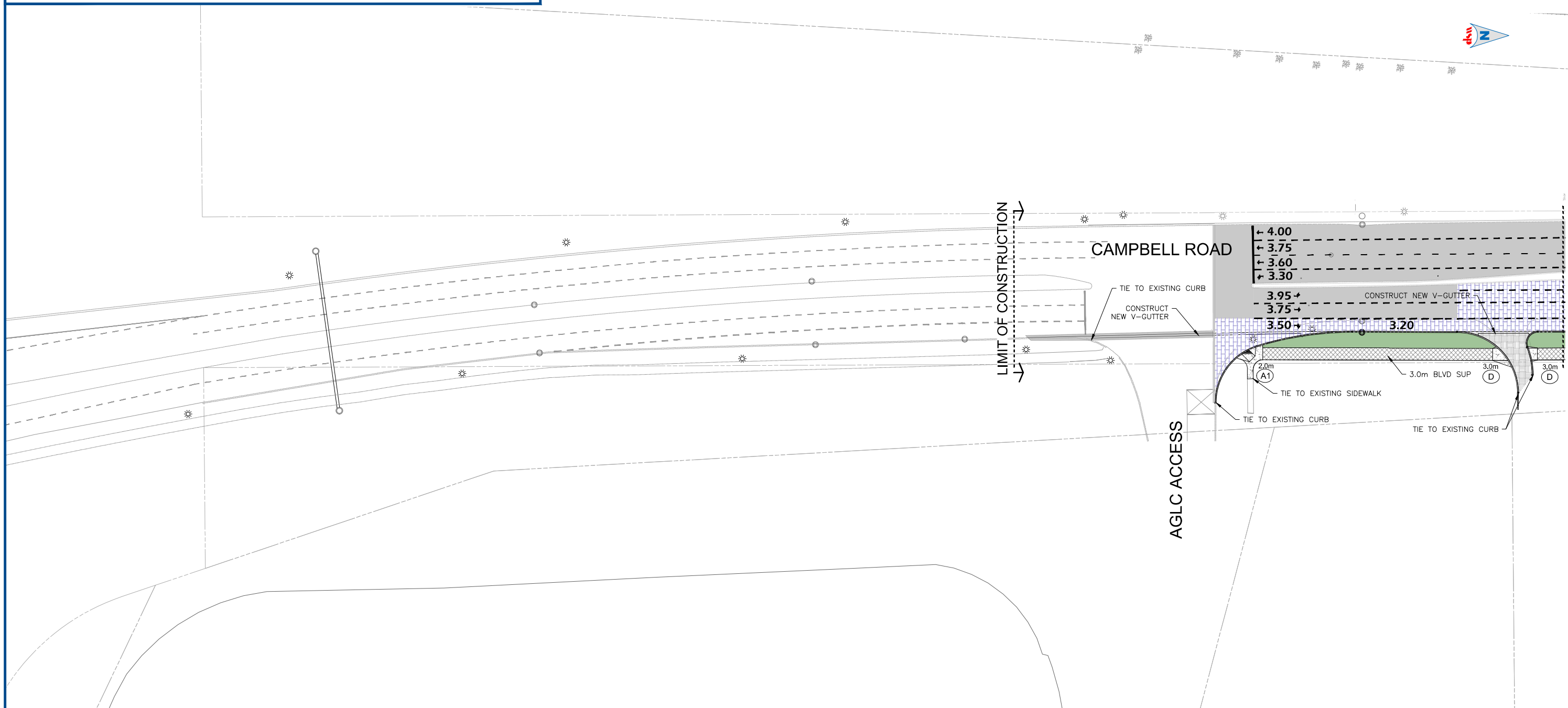
- ▨ 120mm 10mm-HT
180mm 20mm-B
450mm 3-20mm GBC
200mm CEMENT STABILIZATION
- ▨ LANDSCAPE
- ▨ 50mm MILL
50mm OVERLAY
- ▨ CONCRETE
- ▨ ASPHALT WALK
- ▨ NEW SIDEWALK RAMP
- ⊗ SIDEWALK RAMP TYPE
- ▬ CURB AND GUTTER
- ▬ PROPERTY LINE
- ▬ FENCE
- ▨ 180mm CONCRETE
150mm 3-20 GBC



KEY PLAN
NTS


NOTIFICATION TO BUSINESSES

48 HOUR NOTICE OF ROAD CLOSURE TO ALL BUSINESSES MUST BE PROVIDED PRIOR TO CLOSING ROADWAY FOR CONSTRUCTION.



FOR CONTINUATION SEE PLAN No. BOU-D01

REVISION NO.	DESCRIPTION	BY	APP'D.	YY.MM.DD.
1	ISSUED FOR TENDER	S.P.	S.J.	26.03.02
2	ISSUED FOR TENDER - ADDENDUM 1	S.P.	S.J.	26.03.11



PERMIT TO PRACTICE
WSP CANADA INC.

RIM SIGNATURE: _____
RIM APEGA ID #: 29745

DATE: 2026-03-11
PERMIT NUMBER: P007641
The Association of Professional Engineers and Geoscientists of Alberta (APEGA)



WSP

WSP Canada Inc.
1200, 10909 Jasper Ave
Edmonton, AB, Canada T5J3L9

Main 780.466.6555
Fax 780.466.8200
www.wsp.com

This drawing and design is protected under copyright, and any use, reproduction or revision is strictly prohibited without the written permission of WSP Canada Inc.

These drawings should not be scaled. If being used for construction, the Contractor must check and verify all dimensions, and shall report any discrepancies or omissions prior to commencement of any work.

Project	INTERSECTION IMPROVEMENTS BOUDREAU ROAD / CAMPBELL ROAD		Designed L.Z.	Scale 1:500	Date 2025-10-03
	REMOVAL AND REPLACEMENT DETAILS		Drawn S.P.	Project No. CA0053593.9700	
			Checked S.J.	Drawing No. BOU-D02	Rev.
			Approved S.J.		